

SolarTech Power Solutions

What is the reasonable thd of a single-phase inverter



Overview

What parameters are used to determine the quality of a single-phase inverter?

Different parameters are used to determine the quality of the single-phase inverter. An important parameter is Total Harmonic Distortion (THD). THD is a measurement of the harmonic distortion in a signal and is defined as the ratio of the sum of the powers of all harmonic components to the power of the fundamental frequency.

Is a single-phase multilevel current source PWM inverter a closed-form analytical current THD solution?

This paper presents a generalization of this approach for a single-phase multilevel current source PWM inverter with an arbitrary number of current levels accounting for the CL-filter effect. The output of this research is a closed-form analytical current THD solution.

What is the THD of output in an inverter?

What Is The THD Of Output In An Inverter And How To Minimise It?

THD stands for Total Harmonic Distortion, and it is a measure of the amount of harmonic distortion present in a signal compared to its original frequency.

Can asymmetric multilevel inverters improve voltage and current total harmonic distortion?

Abstract—Asymmetric multilevel inverters (MLIs) with unequal voltage steps (UVSs) are often combined with the staircase modulation (SCM) technique to improve both voltage and current total harmonic distortion (THD) – an approach known as optimal minimization of THD (OMTHD).

What is the difference between a single and three-phase PWM inverter?

Single- and three-phase PWM inverter voltage quality for an arbitrary level count is considered in . of the current. Compared with a single inductor, a

third-order smaller physical size. However, there is a controller design eliminating possible closed-loop instability - . multilevel PWM inverter with LCL-filter.

How to control a single-phase inverter?

There are different control methodologies that can be used to implement a single-phase inverter. One such control strategy includes a PWM-based square wave for the single-phase inverter. A GreenPAK IC is used to generate periodic switching patterns in order to conveniently convert DC into AC.

What is the reasonable thd of a single-phase inverter



Optimizing the Performance of Single-Phase Photovoltaic Inverter ...

Mar 1, 2023 · In [16], a model predictive controller is designed for achieving the standalone operation of a single-phase split source inverter. The experimental THD of the inverter with the ...

Power Electronics Questions and Answers

3 days ago · A single phase inverter gives rms value of output voltage as 115 V and the fundamental output voltage of as 103.5 V. Find the THD (Total Harmonic Distortion). a) 0.4 %



Calculation of current total harmonic distortion ...

Sep 1, 2016 · While the current THD for an inverter with dominant inductive load is the frequencyweighted voltage THD (WTHD) [42,43], the current THD when ...

AN-CM-270 Design and Implementation of a Single ...

...

Jan 7, 2025 · Different parameters are used to determine the quality of the single-phase inverter. An important parameter is Total Harmonic Distortion (THD). THD is a measurement of the ...




Analytical Approach to THD Formulation and ...

Aug 16, 2023 · The performance scores were grouped into four possible categories, which were determined as follows: "Excellent" if THD $\leq 5\%$; "Good" if THD $\leq 8\%$; "Fair" if THD $\leq 10\%$; and ...

Harmonics Analysis Of A Single Phase Inverter Using ...

Jun 2, 2018 · ABSTRACT: This paper focus on modelling and simulation of single phase inverter. An inverter is a circuit that converts DC sources to AC sources. The model is implemented ...

ESS



Simplified Finite Control




Set Model Predictive Control for single-phase

Jan 1, 2025 · The remainder of this article is outlined as follows. In Section 2, a single-phase grid-tied inverter is modeled, followed by traditional predictive control methods are analyzed.

...

Comparison of Different Types of SPWM Techniques for ...

Oct 7, 2022 · A cascaded multilevel inverter is made up of a number of H-bridge inverters, also known as single-phase full bridge inverters [8]. Each H-bridge unit has a separate dc source, ...



Simplified Three-Phase Inverter THD Estimation

Feb 8, 2025 · Simplified THD Estimation in Three-Phase Inverter This calculator provides a simplified estimation of Total Harmonic Distortion (THD) in a three-phase inverter with ...

Voltage and Current THD Minimization of a Single-Phase ...

Jan 11, 2021 · This article presents a time-domain optimization technique for minimizing harmonic content in the output voltage and current waveforms of a single-phase multilevel



AN-CM-270 Design and Implementation of a Single

...

Jan 7, 2025 · 3 Introduction This application note explores the use of GreenPAK ICs in power electronics applications and will demonstrate the implementation of a single-phase inverter ...

Design and Implementation of a Single-Phase ...

Apr 26, 2021 · Single-Phase Inverter A power inverter, or inverter, is an electronic device or circuitry that changes direct current (DC) into alternating current (AC).



Harmonics Analysis of



Inverter with Load Variation Using ...

Mar 23, 2024 · In order to find the harmonics content and THD, FFT analysis is used using MATLAB Simulink software. It is shown that the performance of the inverter circuit with the ...

THD Analysis and Comparison of Different Cascaded ...

Nov 9, 2019 · Abstract Quality of energy is the main issue in all electrical supply due to various power quality problems. This problem is more dominant in ac supply system having power ...



Minimization of total harmonic distortions of cascaded H ...

Mar 20, 2020 · Minimizing total harmonic distortion (THD) with less system complexity and computation time is a stringent constraint for many power systems. The multilevel inverter can ...

Calculation of Current Total Harmonic Distortion

for a Single-Phase

Jul 10, 2020 · The focus of this paper is a theoretical calculation of current Total Harmonic Distortion (THD) for a current source single-phase multilevel PWM inverter with C

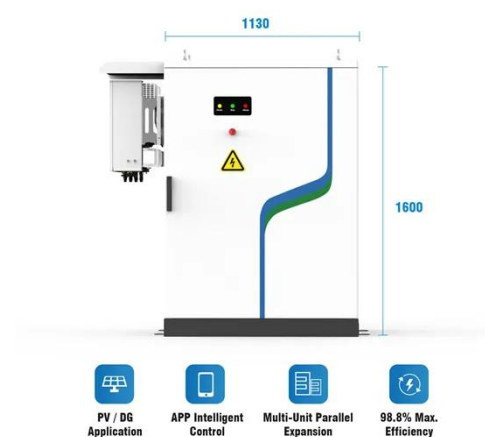


Comparison of 9-level Cascaded Multilevel Inverter ...

Mar 9, 2021 · This paper present a single phase 9-level cascade H- Bridge multilevel inverter for DC source application. The CHB MLI copious advantages such as generation of high power, ...

Simulation and Design of A Single Phase Inverter with ...

Mar 8, 2022 · Abstract-- The current paper has as major purpose the design of a single-phase inverter for educational purposes. This project has the aim to use Arduino board to ease the ...



What is Inverter THD? A




Beginner's Friendly Explanation

Jul 14, 2025 · What does inverter THD mean? Why is it important? And how does it affect the energy conversion process, devices, and power systems? This article provides a simple, ...

OPERATION OVERVIEW OF THREE PHASE INVERTER ...

Jul 24, 2017 · In this paper we are going to represents the basic overview of three phase inverter with conduction mode of 120° , 150° AND 180° . The Three phase inverter working and output ...



DC AC Converter (PE 1ph VSI 3.sqproj)

Feb 15, 2020 · DC AC Converter (PE 1ph VSI 3.sqproj) Question: A single-phase full-bridge voltage source inverter is fed from a DC source such that the fundamental RMS output voltage ...

Optimization of THD in Single Phase UPS Inverter

A high performance UPS should have a

clean output voltage with low total harmonic distortion (THD) for linear and non linear loads, high efficiency, great reliability and fast transient ...



Contact Us

For catalog requests, pricing, or partnerships, please visit:
<https://www.posecard.eu>