

SolarTech Power Solutions

High power three-phase pwm inverter



Overview

What is the main achievement of three-phase PWM inverter?

In this paper, the main achievement of the three-phase PWM inverter is main circuit design, including the rectifier circuit, filter circuit, an inverter, a drive circuit and a control circuit design, completed the selection of the relevant device, the basic realization of AC-DC-AC conversion function. (Your comment will show after approved.).

What is a 3 phase PWM inverter?

Three-phase PWM inverters have a similar operating principle to single-phase inverters but use six power switches arranged in three legs. The control unit generates three separate PWM signals, one for each phase. These signals are used to control the switching of the IGBTs to produce three-phase AC power.

What is a 3 phase inverter?

High Efficiency Conversion: Three-phase inverters utilize advanced PWM technology and efficient power switching devices to achieve high-efficiency conversion from DC to AC. Their conversion efficiency typically exceeds 90%, significantly higher than traditional power conversion equipment.

What are the different types of PWM inverters?

PWM inverters can be broadly categorized into single-phase and three-phase types, each with distinct structures and applications. Single-phase PWM inverters consist of two main parts, the DC power source and the inverter bridge, typically use a full-bridge configuration consisting of four power switches, usually IGBTs and MOSFETs.

What is a three-level NPC PWM inverter?

The three-level NPC PWM inverter is a type of multilevel inverter that provides a higher quality of output wave form compared to traditional two-level inverter.

Can a single DC-link-based three-phase inverter be used for high power applications?

Provided by the Springer Nature SharedIt content-sharing initiative Simulation and implementation of a single DC-link-based three-phase inverter are investigated in this article. The primary focus is on designing a single DC-link three-phase inverter for high power applications.

High power three-phase pwm inverter



Three-Phase PWM User Guide

Dec 21, 2023 · A three-phase two level inverter consists of three power electronic switches (Transistors), two in each leg for each phase of motor winding. The switches in each leg are ...

3-Phase PWM Power Inverter Circuit

Apr 13, 2023 · The three-level NPC PWM inverter is a type of multilevel inverter that provides a higher quality of output wave form compared to traditional two-level inverter.



A transformerless three-level three-phase boost ...

Jul 16, 2021 · A single-stage dc-ac power converter with boost capability offer an interesting alternative compared to the two stage approach. Considering this ...

Next-Generation SiC/GaN Three-Phase Variable-Speed ...

May 5, 2021 · This short paper complements a keynote presentation and briefly describes new three-phase buck-boost PWM inverter topologies with sinusoidal output voltages currently ...



Energy storage(KWh)

102.4kWh

Nominal voltage(Vdc)

512V

Outdoor All-in-one ESS cabinet



Microsoft PowerPoint

Nov 21, 2008 · Input Filter Rectifier Filter Three-phase PWM Inverter VSI with uncontrolled rectifier or CSI with SCR rectifier First and still the most common application Regulated output ...

Design and implementation of single DC-link based three-phase

Aug 5, 2024 · Simulation and implementation of a single DC-link-based three-phase inverter are investigated in this article. The primary focus is on designing a single DC-link three-phase ...



Harmonic Analysis Of Svpwm Techniques For

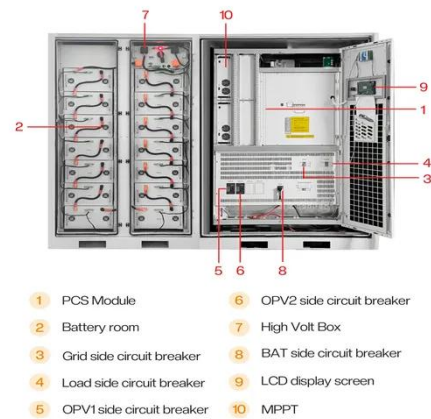


Three ...

Mar 8, 2022 · One of the major issues faced in power electronic design is the reduction of harmonic content in inverter circuits. All PWM schemes generate inverter voltage waveforms ...

Comparative study of different PWM Strategies for Three ...

Oct 8, 2015 · Abstract: This paper presents unipolar pulse width modulation technique with sinusoidal sampling and Space vector pulse width modulation are analyzed for three-phase ...



Unified zero-current-transition techniques for high-power three-phase

This dissertation is devoted to a unified and comprehensive study of zero-current-transition (ZCT) soft-switching techniques for high-power three-phase PWM inverter applications. Major efforts ...

Next-Generation SiC/GaN Three-Phase Variable-Speed ...

May 5, 2021 · Abstract Variable-speed drive (VSD) systems should feature high power density and low installation costs, offer wide input and/or output voltage/motor speed ranges and ...




Lecture 19: Inverters, Part 3

Feb 24, 2025 · The PWM half-bridge switches at f_{sw} (high frequency) while the unfolding half-bridge switches at (e.g.) f_{ref} (low frequency). So, in this case, it is desirable to optimize the ...

Unified Zero-Current-Transition Techniques for High ...

Mar 14, 2014 · (ABSTRACT) This dissertation is devoted to a unified and comprehensive study of zero-current-transition (ZCT) soft-switching techniques for high-power three-phase PWM ...



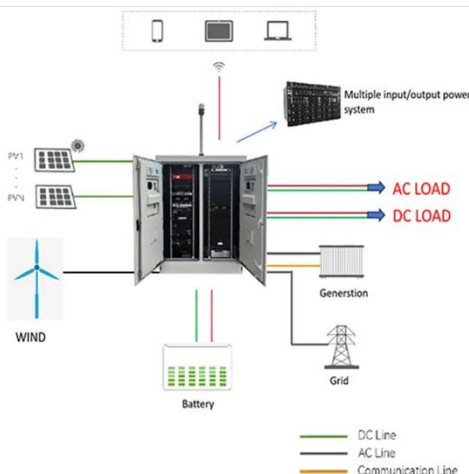
UG0655: Three-phase PWM User Guide



Jun 12, 2024 · The three-phase PWM generates carrier based center aligned PWM to trigger the switches of a three-phase inverter. The module also introduces a configurable dead time to ...

Three-phase inverter reference design for 200-480VAC ...

May 11, 2022 · The three-phase inverter uses insulated gate bipolar transistor (IGBT) switches which have advantages of high input impedance as the gate is insulated, has a rapid response ...



Output LC Filter Design for the PWM Inverters

Jun 15, 2023 · Kawabata T, Miyashit T, Yamamoto Y. Digital control of three-phase PWM inverter with LC filter. IEEE Transactions on Power Electronics. 1991; 6(1):62-72. Steinke JK. Use of ...

Three Phase Inverter Simulation using Sinusoidal PWM ...

Nov 30, 2020 · ABSTRACT: This paper presents the simulation of three phase voltage switching inverter in MATLAB/Simulink using Sinusoidal Pulse Width Modulation (SPWM) scheme. The ...



A Novel Filter Design for Output LC Filters of PWM

...

First-order passive L-type filters are normally used on the AC side of PWM inverters when the output AC current is the main control target. The main purpose the of L-type filter is to ...

SIMPLE DESIGN PROCEDURE FOR HIGH-POWER THREE ...

Aug 18, 2025 · In medium-high power application, the inverter operation is principally drafted from PWM into square mode. This is to reduce/eliminate switching losses and hence boosting the ...



THREE LEVEL ACTIVE

NEUTRAL POINT CLAMPED

...



Jul 11, 2017 · Abstract Multilevel inverter (MLI) plays very important role in medium and high power applications. This paper contributes the recent trend in inverter that is Three Level ...

Contact Us

For catalog requests, pricing, or partnerships, please visit:
<https://www.posecard.eu>