


SolarTech Power Solutions

High frequency inverter capacitor and resistor voltage reduction



Overview

Are switched capacitor based inverters a viable alternative to conventional MLIS?

Switched capacitor-based inverters are emerging as a popular alternative to the conventional MLIs that do provide inherent charge balancing, reduced device stress, output voltage-boosting capability, and highly compact converters. This work proposes such a current-fed DC-AC switched capacitor converter (SCC).

What are the advantages of a switched capacitor converter?

This converter offers advantages such as reduced count of switched capacitors and power devices, elimination of load-side filtering elements, reduced switching ripple in output voltage due to inherent interleaving, reduced voltage and current total harmonic distortion (THD), and lower ratings of the switched capacitors.

Is a DC-DC converter suitable for operation at high frequencies?

Abstract— This paper introduces a new dc-dc converter suitable for operation at very high frequencies under on-off control. The converter power stage is based on a resonant inverter (the $\Phi 2$ inverter) providing low switch voltage stress and fast settling time.

How does a resonant inverter work?

The resonant inverter accepts a dc input voltage, and generates very high frequency (VHF) ac, which is processed through the transformation stage to produce different ac voltage and current levels. The resonant rectifier then converts the trans-formed ac power back to dc.

What are the limitations of a VHF inverter?

Other limitations of many inverter topologies appropriate to VHF operation include the use of bulk “rf choke” inductors (which is disadvantageous for

rapid transient response and on-off control), and a tight tie between device parasitic capacitance and achievable output power and frequency , .

What is a DC AC inverter?

A Current-Fed Switched Capacitor Inverter With Voltage Boosting, Reduced Harmonic Distortion, and Minimal Device Count DC-AC inverters are an important set of power converters when it comes to integration of the renewable energy resources in to the AC grid or to local AC loads.

High frequency inverter capacitor and resistor voltage reduction



Review of High-Frequency High-Voltage-Conversion-Ratio ...

Jan 14, 2021 · The development of high-frequency power converters is continuously improving their power density, efficiency and fast dynamic response. Among them, high-voltage ...

Low-power and high-resolution capacitance sensing using CMOS inverter

Feb 20, 2023 · Abstract In this paper, new circuit techniques are proposed and applied for low-power, high-resolution capacitance sensing. The first is a CMOS-inverter-based RC oscillator ...



A Comprehensive Guide to DC Film Capacitors: Selection, ...

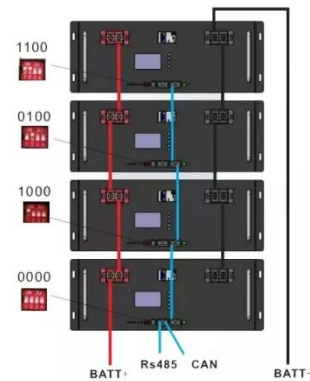
Jul 24, 2024 · A lower dissipation factor is always desirable, as it indicates higher efficiency and less self-heating, which is

particularly important in high-frequency or high-power applications. ...



A Current-Fed Switched Capacitor Inverter With Voltage ...

Dec 15, 2024 · Switched capacitor-based inverters are emerging as a popular alternative to the conventional MLIs that do provide inherent charge balancing, reduced device stress, output ...



A Cascaded Multilevel Inverter Based on Switched

Nov 17, 2023 · Electric vehicles (EVs) utilize high-frequency (HF) power distribution within their compact internal electrical networks, resulting in reduced network sizes and decreased overall ...

Improved weighted average current control of LCL gridâ ...

May 17, 2022 · Since the weighted average current control can provide better bandwidth for the system with high frequency and has the characteristics of system reduction, it is often used to ...

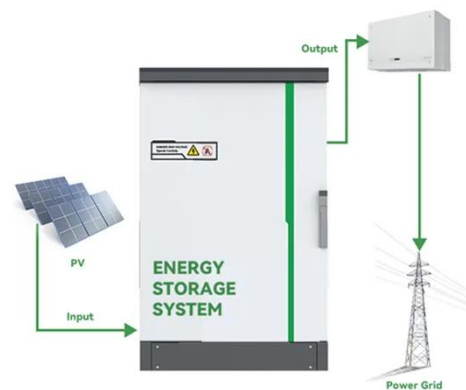


IJRAR Research Journal

Jul 23, 2022 · Abstract : In order to determine the rate of high frequency current carried out by the capacitors, this study offers the modeling of single phase current in an inverter bridge using ...

Design of High-Frequency, High-Power Class

Aug 3, 2023 · Design of High-Frequency, High-Power Class Inverter Through On-Resistance and Output Capacitance Loss Reduction in 650 V Parallel eGaN Transistors for Optimal Thermal ...



Power Capacitors for Power Converters. Analysis of ...



Mar 22, 2021 · Ceramic capacitors are best for high frequency and large-value electrolytic capacitors are good for low frequency. Using both ceramic and electrolytic output capacitors, ...

A Very High Frequency dc-dc Converter Based on a Class ...

Feb 23, 2024 · Abstract-- This paper introduces a new dc-dc converter suitable for operation at very high frequencies under on-off control. The converter power stage is based on a resonant ...




Analytical Loss Model for Three-Phase 1200V SiC ...

Mar 8, 2022 · ABSTRACT Next-generation Variable Speed Drive (VSD) systems utilize SiC MOSFETs to achieve both high efficiency through reduced bridge-leg losses and high power ...

Design of High-Frequency, High-Power Class Φ _

{2}\$ Inverter

Design of High-Frequency, High-Power Class Φ_{2} Inverter Through On-Resistance and Output Capacitance Loss Reduction in 650 V Parallel eGaN Transistors for Optimal Thermal ...



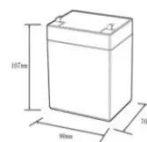
MT-101: Decoupling Techniques

May 10, 2019 · Therefore, it is necessary to keep this high frequency energy from entering the chip in the first place. This is generally done with a combination of electrolytic capacitors (for ...

Voltage Fed Full Bridge DC-DC & DC-AC Converter High

...

Apr 1, 2023 · In many applications, it is important for an inverter to be lightweight and of a relatively small size. This can be achieved by using a High-Frequency Inverter that involves an ...



12.8V6Ah

Nominal voltage (V):12.8
Nominal capacity (Ah):6
Rated energy (Wh):76.8
Maximum charging voltage (V):14.6
Maximum charging current (A):6
Floating charge voltage (V):13.6~13.8
Maximum continuous discharge current (A):10
Maximum peak discharge current @10 seconds (A):20
Maximum load power (W):100
Discharge cut-off voltage (V):10.8
Charging temperature (°C):0~+50
Discharge temperature (°C):-20~+60
Working humidity: <95% R.H (non condensing)
Number of cycles (25 °C, 0.5C, 100%DoD): >2000
Cell combination mode: 32700-4s1p
Terminal specification: T2 (6.3mm)
Protection grade: IP65
Overall dimension (mm):50*70*107mm
Reference weight (kg):0.7
Certification: UN38.3/MSDS

Selecting Capacitors for Inverter Applications



This paper will present a practical mathematical approach on how to properly size a bus link capacitor for a high performance hard switched DC to AC inverter using film capacitors and will ...

Reducing noise on the output of a switching regulator

Jan 8, 2018 · Boot resistor A boot resistor is the easiest and most conservative solution that can reduce noise when it comes to spatial density and efficiency. Placing this resistor in series with ...



Optimal switching sequence control for current stress reduction ...

Apr 1, 2023 · The safety and installation space of DC-link capacitor is crucial for dual-three phase permanent magnet synchronous machines (DTPMSM) drives in industrial applications. ...

Control Strategy for Resonant Inverter in High

...

Nov 28, 2022 · In high frequency AC (HFAC) distribution system, the resonant inverter is used to improve power quality and keep the stability of the output ...



Design of High-Frequency, High-Power Class

Aug 3, 2023 · Abstract: This article presents a class η 2 inverters for high-power applications using multiple enhancement-mode gallium nitride (eGaN) switching devices operating at 13.56 ...

A Novel High-Gain Switched-Capacitor Multilevel Inverter ...

Nov 1, 2024 · This paper introduces a novel Multi-Level Inverter (MLI) design which utilizes a single input and leverages capacitor voltages source to generate a four-fold increase in output ...



An eleven level single source switched capacitor



boost inverter ...

2 days ago · The proposed structure, which consists of a single voltage source, 10 power electronic switches, 3 capacitors, and one diode, generates an 11-level stepped voltage ...

Contact Us

For catalog requests, pricing, or partnerships, please visit:
<https://www.posecard.eu>